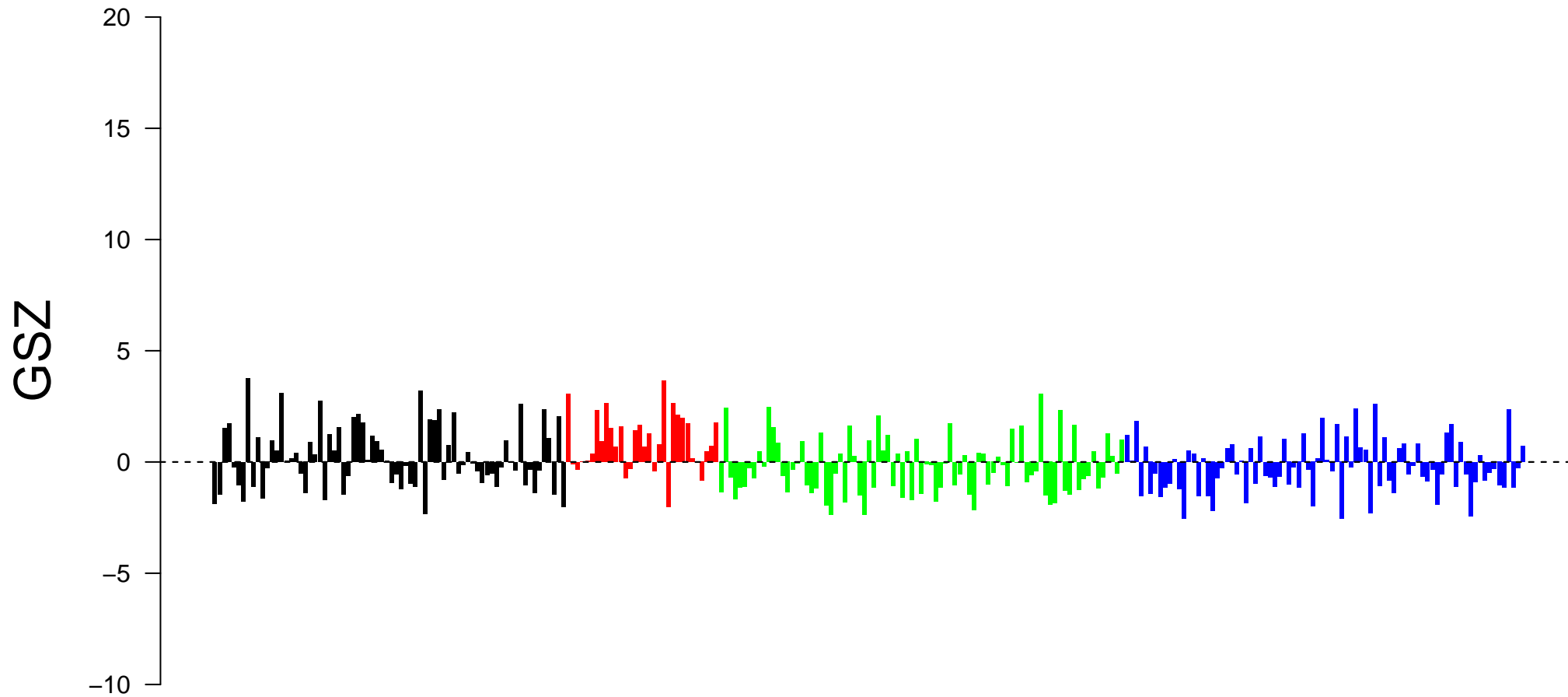
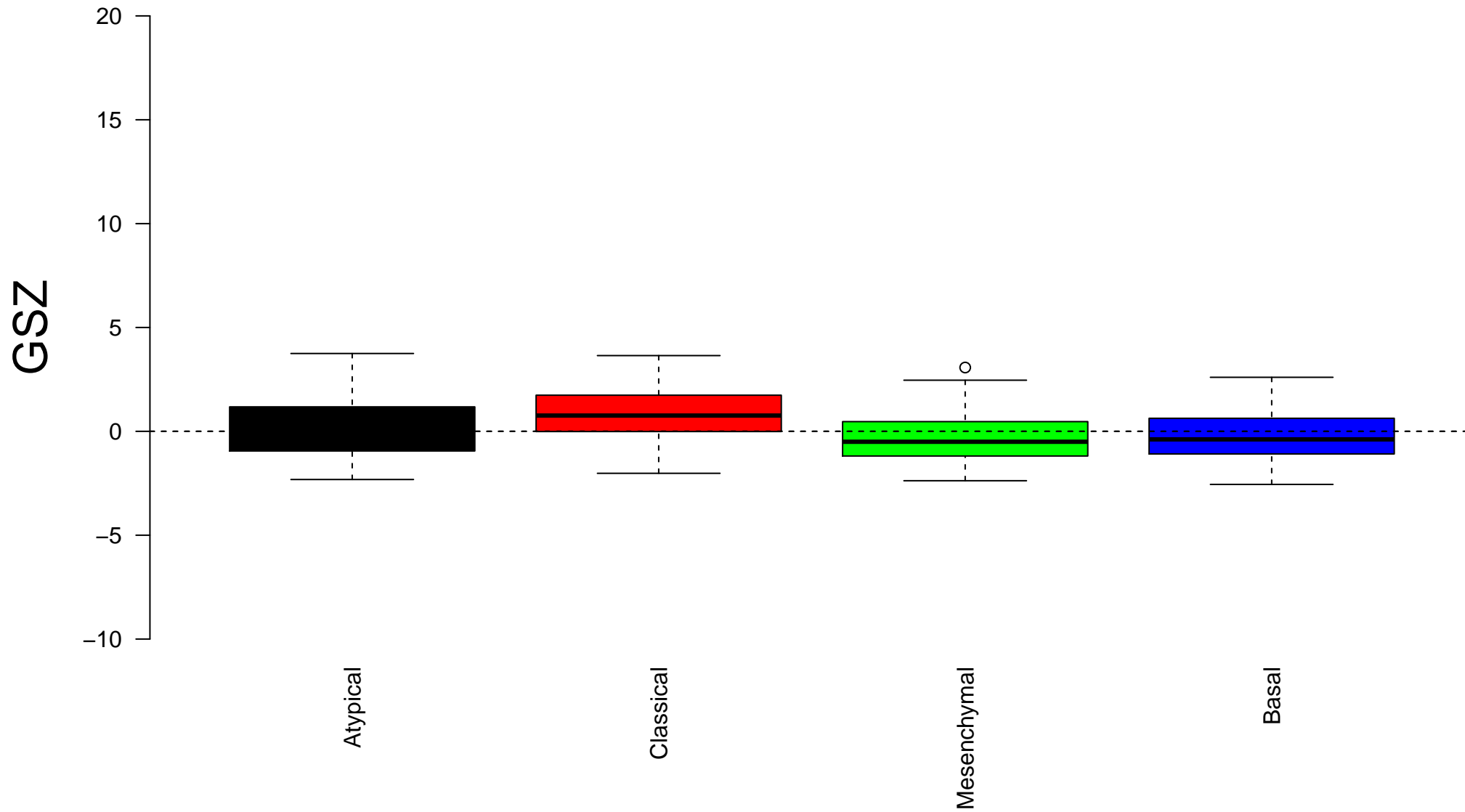


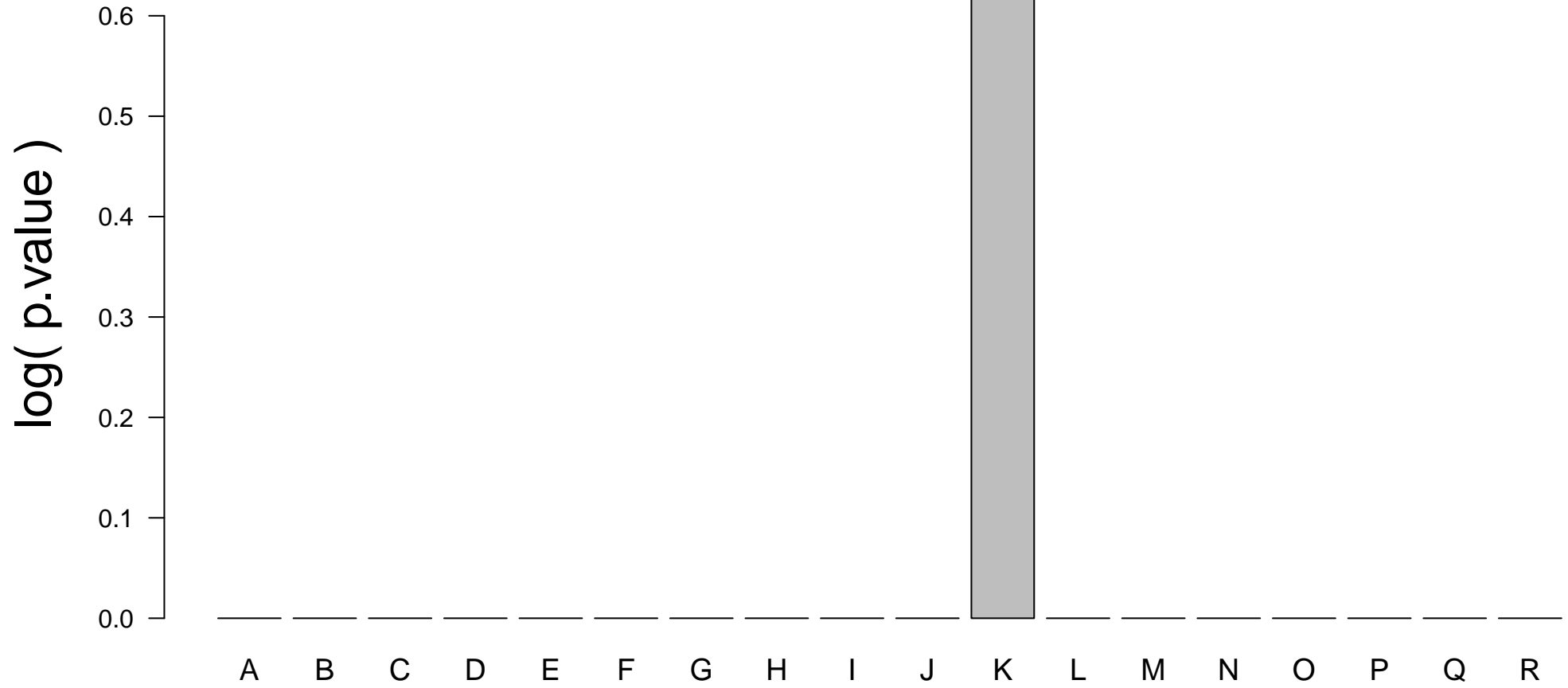
TURASHVILI_BREAST_CARCINOMA_DUCTAL_VS_LOBULAR_DN



TURASHVILI_BREAST_CARCINOMA_DUCTAL_VS_LOBULAR_DN



Enrichment in spots: TURASHVILI_BREAST_CARCINOMA_DUCTAL_VS_LOBULAR_DN



Expression of TURASHVILI_BREAST_CARCINOMA_DUCTAL_VS_LOBULAR_DN in Spot A

Δe

2.0


1.5

1.0

0.5

0.0

-0.5



Expression of TURASHVILI_BREAST_CARCINOMA_DUCTAL_VS_LOBULAR_DN in Spot B

Δe

2.0


1.5

1.0

0.5

0.0

-0.5



Expression of TURASHVILI_BREAST_CARCINOMA_DUCTAL_VS_LOBULAR_DN in Spot C

Δe

2.0


1.5

1.0

0.5

0.0

-0.5



Expression of TURASHVILI_BREAST_CARCINOMA_DUCTAL_VS_LOBULAR_DN in Spot D

Δe

2.0


1.5

1.0

0.5

0.0

-0.5



Expression of TURASHVILI_BREAST_CARCINOMA_DUCTAL_VS_LOBULAR_DN in Spot E

Δe

2.0

1.5

1.0


0.5

0.0

-0.5



Expression of TURASHVILI_BREAST_CARCINOMA_DUCTAL_VS_LOBULAR_DN in Spot F



Expression of TURASHVILI_BREAST_CARCINOMA_DUCTAL_VS_LOBULAR_DN in Spot G

Δe

2.0

1.5

1.0

0.5

0.0

-0.5



Expression of TURASHVILI_BREAST_CARCINOMA_DUCTAL_VS_LOBULAR_DN in Spot H

Δe

2.0


1.5

1.0

0.5

0.0

-0.5



Expression of TURASHVILI_BREAST_CARCINOMA_DUCTAL_VS_LOBULAR_DN in Spot I

Δe

2.0


1.5

1.0


0.5

0.0

-0.5

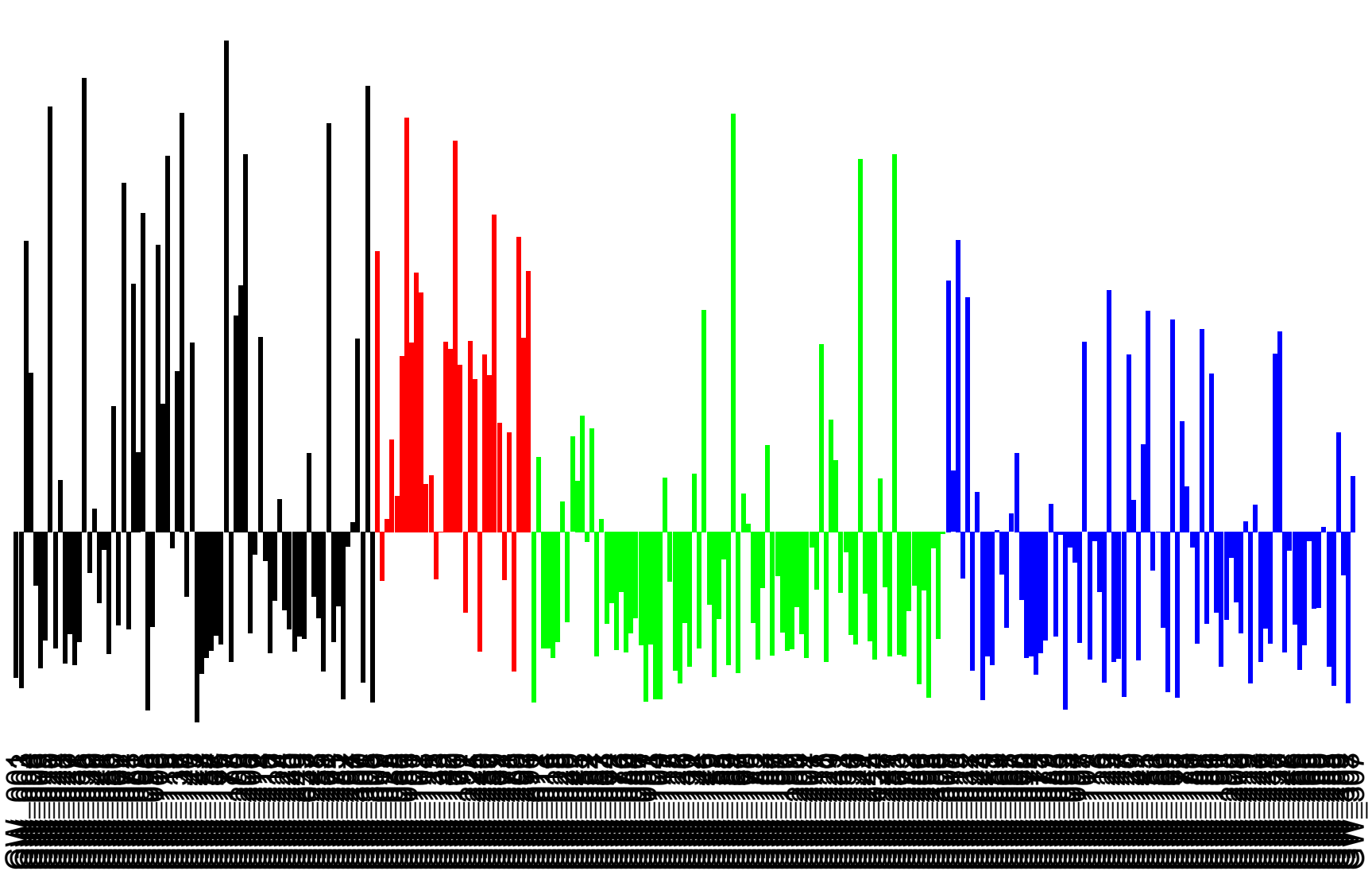


Expression of TURASHVILI_BREAST_CARCINOMA_DUCTAL_VS_LOBULAR_DN in Spot J

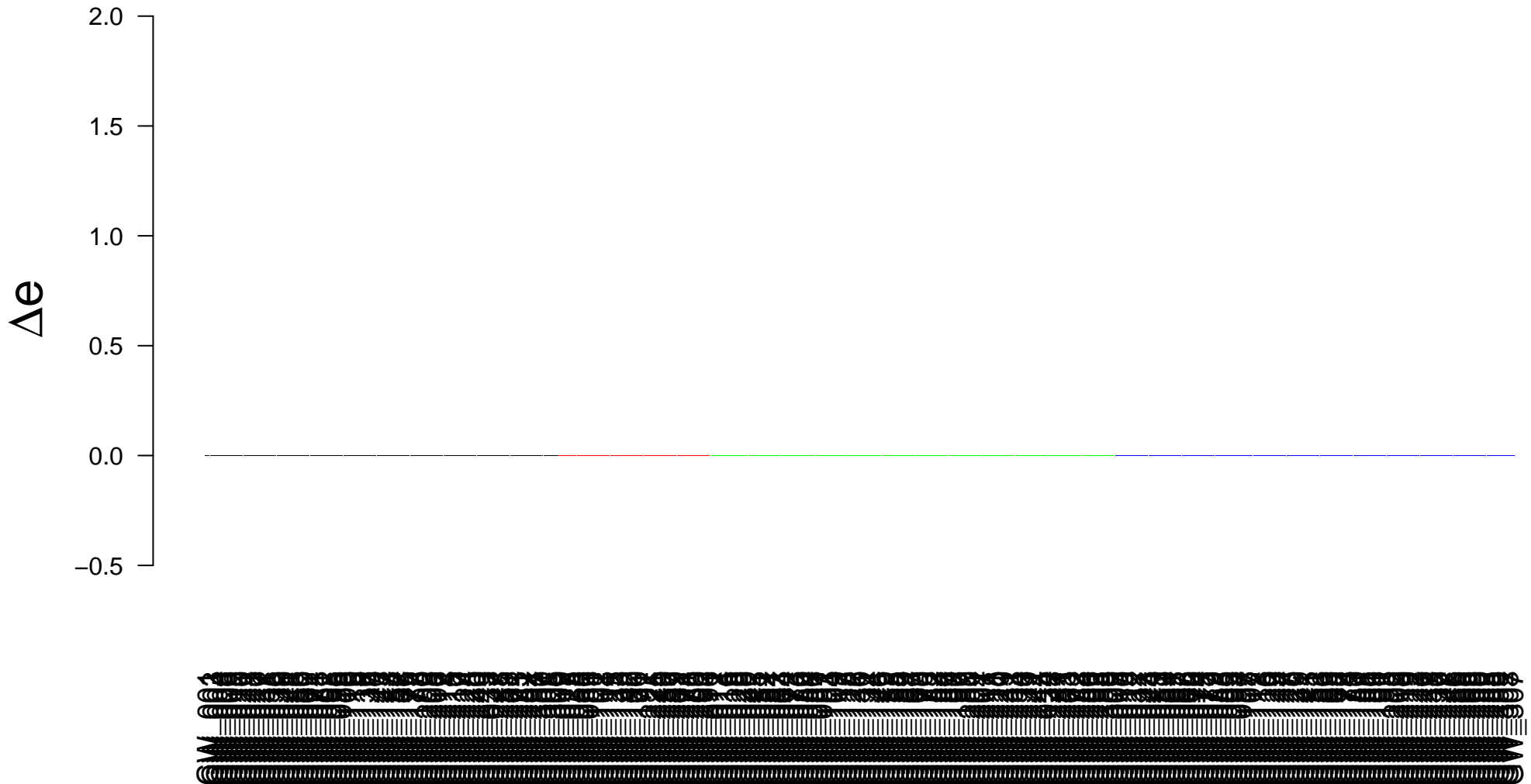


Expression of TURASHVILI_BREAST_CARCINOMA_DUCTAL_VS_LOBULAR_DN in Spot K

Δe



Expression of TURASHVILI_BREAST_CARCINOMA_DUCTAL_VS_LOBULAR_DN in Spot L



Expression of TURASHVILI_BREAST_CARCINOMA_DUCTAL_VS_LOBULAR_DN in Spot M

Δe

2.0


1.5

1.0


0.5

0.0

-0.5



Expression of TURASHVILI_BREAST_CARCINOMA_DUCTAL_VS_LOBULAR_DN in Spot N



Expression of TURASHVILI_BREAST_CARCINOMA_DUCTAL_VS_LOBULAR_DN in Spot O

Δe

2.0


1.5

1.0


0.5

0.0

-0.5



Expression of TURASHVILI_BREAST_CARCINOMA_DUCTAL_VS_LOBULAR_DN in Spot P



Expression of TURASHVILI_BREAST_CARCINOMA_DUCTAL_VS_LOBULAR_DN in Spot Q

Δe

2.0
1.5
1.0
0.5
0.0
-0.5



Expression of TURASHVILI_BREAST_CARCINOMA_DUCTAL_VS_LOBULAR_DN in Spot R

Δe

2.0

1.5

1.0

0.5

0.0

-0.5

